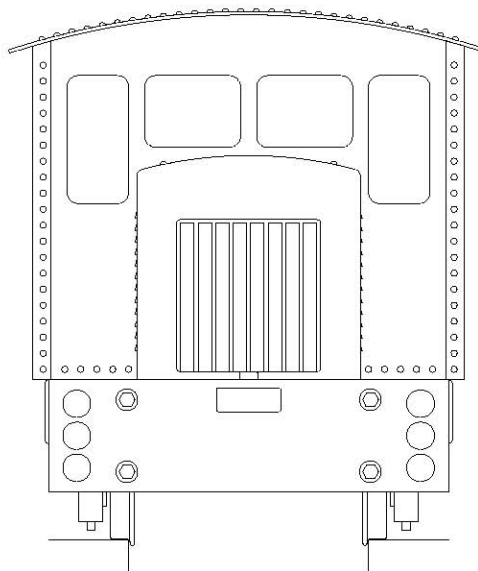
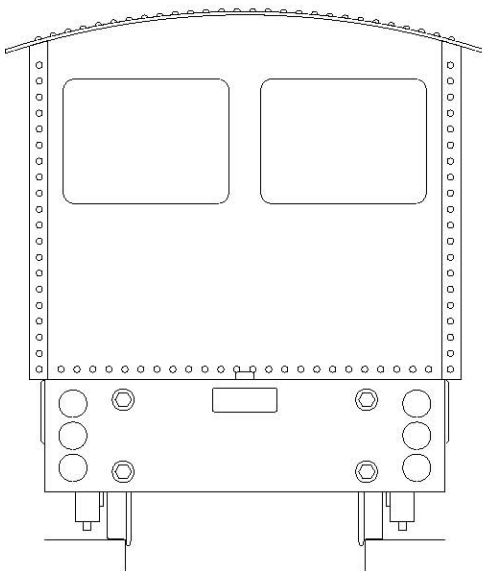
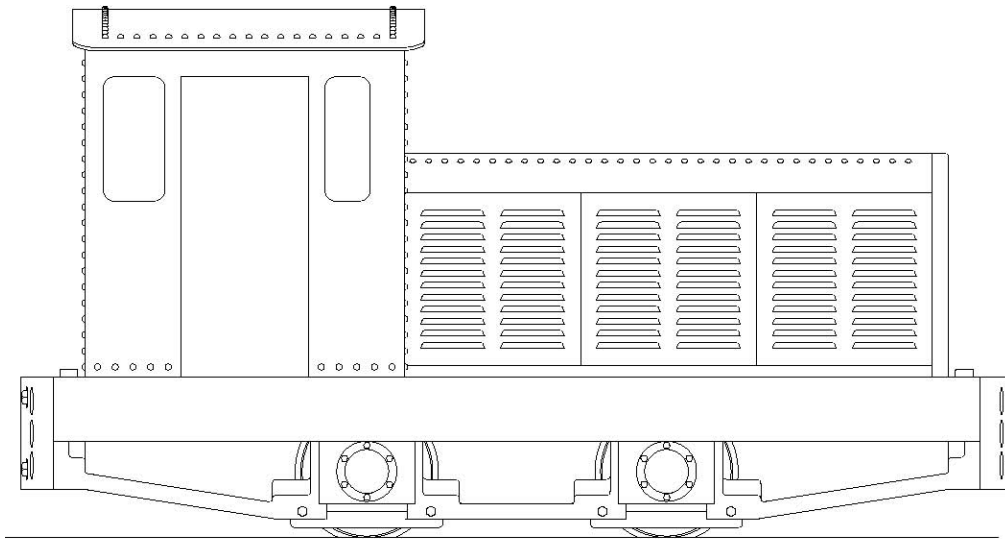


# Plymouth Industrial Locomotive Order Form – Gas Hydrostatic Version



**Real Trains®**

32215-D Dunlap Boulevard ♦ Yucaipa, California 92399 ♦ (909)446-0600 ♦ FAX (909)795-9320  
Visit our web site: [www.realtrains.com](http://www.realtrains.com) ♦ e-mail questions: [support@realtrains.com](mailto:support@realtrains.com) ♦ order: [sales@realtrains.com](mailto:sales@realtrains.com)

## **1. Purchase of Locomotive**

- Scale Model of 1930's Plymouth Gas-Mechanical Industrial Locomotive – Overall 31" long, 14" wide and 18" high
- Honda Commercial Duty Engine – 4 Cycle - Uses Regular Automotive Gasoline – Manual Start (electric optional) – Throttle on Rear of Cab (remote optional)
- Hydrostatic Transmission Drive – Commercial Grade Components – Provides Infinitely Variable Speeds With a Single Control Both Forward and Reverse – Dynamic Braking to Slow or Stop – Lever Control from Rear Of Locomotive (remote optional)
- Will Pull 4 Adults (1000 pounds or 2 cars) on a 3 percent Grade and Normal Curves
- Minimum Radius of Track is 10 feet
- Sealed Beam Halogen Headlight with Off, Dim, and Bright Settings - Electric Horn - Hand Held Control - Uses a Standard 12 Volt Battery (not included)
- Key Lock Switch Prevents Unauthorized Use
- Individual Chain Drive to Each Axle
- Full Spring Suspension Follows Uneven Track
- Self Aligning Ball Bearings On All Wheels
- Completely Painted in Choice of Standard Colors - Other Colors and Paint Schemes Optional
- Includes Complete Operation and Maintenance Manual

1a. YES – I want to purchase the locomotive ..... \$ 3899.00

---

## **2. Select Track Gauge**

The distance between the inside edges of the two rails is called the track gauge. It will vary depending on where you plan to operate your locomotive. If you are building your own track you will probably want to have the most popular choice, 7 1/2". If you will be running on club or someone else's layout you should specify what is needed to match their track. There is no cost for this choice

- 2a. YES – Send 7 1/2" gauge (most common in most of the United States)
- 2b. YES – Send 7 1/4" gauge (common in New England, Europe, South America)
- 2c. YES – Send 4 3/4" gauge (for modelers copying a narrow gage prototype railroad)
- 2d. YES – Send 5" gauge (narrow gauge in Europe and the Pacific)
- 

## **3. Option of Special Paint Color(s)**

We have nine standard railroad paint colors available. If you wish us to mix a special color (or colors) to match samples you provide this is where you indicate that option. You should send a sample of the color you want that is at least 1" by 2" (25mm by 50mm) in size. Use clean, white cardboard so that the true color of the sample will show. All of our paints are semi-gloss. The gloss of your sample will not be used in mixing the paint.

- 3a. NO – I do not want any special colors
- 3b. YES – I want special colors of paint (mark each as #1, #2, etc.)  
For each special color .....add \$ 30.00
-

# Ordering Information

# Industrial Locomotive

## **4. Select Colors of Cab, Roof, and Hood**

The cab, cab roof and hood assembly may each be painted the same or individual colors. In the case of the hood this includes the hood, grill shell, six hood doors and two hood door tracks. These must all be the same color. The shutter louvers in the grill shell are available in black only. Mark choices for each of these opposite the colors listed. There is no cost for these choices.

Mark X in Box to Indicate Choice

	Cab	Cab Roof	Hood Assembly
Locomotive black			
Reefer white			
Maintenance of way gray			
Santa Fe red			
Great Northern big sky blue			
Burlington Northern green			
Canadian National yellow			
Denver and Rio Grand new orange			
ATSF silver metallic			
Special (write number in box)			

---

## **5. Select Color of Main Deck and Pilot Beams**

This is the portion of the locomotive below the cab and hood, but not including the frame, journal boxes, wheels, etc. It is normally painted locomotive black. If you wish some other color you must indicate that here. Make your selection from colors listed above.

5a. NO – Paint main deck and pilot beams locomotive black

5b. YES – Paint them \_\_\_\_\_ .....add \$ 30.00

---

## **6. Select Color of Frame and Running Gear**

The portion of the locomotive below the main deck is the frame and running gear. It is normally the same color as the main deck. If you wish it to be a different color, please indicate that here. Make your selection from the colors listed above.

6a. NO – Paint frame and running gear the same color as the Main Deck

6b. YES – Paint them \_\_\_\_\_ .....add \$ 50.00

---

## **7. Add Lettering and Graphics**

We use a local graphic artist that can make and apply computer cut vinyl lettering or graphics to match your design. Please submit your ideas for a price quote. Basic lettering of a railroad name and number in one color is typically \$25.00 to \$50.00. Note that we cannot make exact copies of trade marked or copyrighted names or logos. Please indicate your preferences in the additional information area of section 12.

## **8. Add Electric Start**

The standard starting method is a recoil starter (pull cord). An electric starter is optional and also includes an electrically operated choke. It requires a battery to be mounted on your riding car in place of the small battery normally used for the headlight and horn. The starter and horn switches are added to the remote control used for the headlight and horn controls. The battery is not included.

8a. NO – Do not include the electric start

8b. YES – Include the electric start option .....add \$ 390.00

---

## **9. Add a Power Remote Control**

The standard transmission control is a lever extending from the rear of the locomotive that must be moved forward and back, and held in position, to control the speed. The standard engine throttle is mounted to the rear of the cab. Both of these can be replaced with electrically controlled actuators that operate from switches added to the remote control used for the headlight and horn (and optionally for the electric starter and choke). They require a battery to be mounted on your riding car in place of the small battery normally used for the headlight and horn. The battery is not included.

9a. NO – Do not include the power remote control

9b. YES – Include the power remote control option .....add \$ 525.00

---

## **10. Add Couplers or Draw Bar**

If you are providing your own riding car we recommend a draw bar instead of a coupler because of safety (it cannot come apart accidentally). Our standard draw bar is available for this use.

The locomotive has space for but does not include front or rear couplers.

10a. NO – Do not send couplers or a draw bar

10b. YES – Include one assembled coupler ..... \$ 85.00

10c. YES – Include two assembled couplers ..... \$ 170.00

10d. YES – Include one drawbar ..... \$ 20.00

---

# Ordering Information

# Industrial Locomotive

## **11. Add a Detail Kit**



A kit of parts including steps, grab irons, hand rails, and door handles is available as shown in the photo. It is available installed if purchasing the kit at the same time as the locomotive. If factory installed please also state what color you wish the items painted if different than the locomotive.

- 11a. NO – Do not include a detail kit
  - 11b. YES – Include but do not install a detail kit..... \$ 112.00
  - 11c. YES – Furnish and install a detail kit..... \$ 191.00
-

# Delivery And Payment Information

## Instructions

Please read the applicable sections above. Circle the numbers of your choices.

If it was mailed you will be sent two copies, one to mark up and keep and one to return to us by mail. If downloaded, print out the complete form and mail one copy to us as listed below.

If you need an exact amount quoted for shipping charges, please contact us.

All items ordered are normally shipped at one time. It is our policy to install options ordered with a locomotive or car at no charge. In the event that an option is out of stock, and if it can be user installed, the locomotive will be shipped without the option. Shipment of back orders will be done without extra charges. If you wish some items shipped before others please let us know in the comments section. There may be extra charges for these partial shipments.

---

## 12. Who You Are

Please provide your contact information here. If your preferred address is a post office box please provide a street address for delivery. Shipments without track may go UPS to many areas at considerably lower cost than truck freight. For delivery by truck freight a business address will usually result in a lower cost freight rate. Shipment may be to your employer, a friends business, etc. Truck shipments picked up at their freight terminal save even more.

---

Name	Business Name (if any)
------	------------------------

---

Preferred Address (what you want in our records)	City	State or Province	Zip or Postal Code	Country
--	------	-------------------	--------------------	---------

---

Ship to Name (if different)	Business Name (if any)
-----------------------------	------------------------

---

Ship To Address (if different)	City	State or Province	Zip or Postal Code	Country
--------------------------------	------	-------------------	--------------------	---------

---

Daytime Phone Number	Evening Phone Number	FAX, email, etc.
----------------------	----------------------	------------------

---

Additional Information

---

---

# Delivery And Payment Information

## 13. Delivery Information

Please mark the box below that is your choice for delivery of your order. If you need to provide more information, please use the comments section.

- I would like to pick the order up in person at your business. Please notify me when it is ready.
- Please ship my order by UPS. I understand that some simple assembly will be required because of shipment in multiple boxes
- Ship the order by truck freight (North America only) to the address indicated. This cannot be a post office box. Please see information above about differing freight rates between business address, residential addresses and terminal pick up.
- I have made arrangements to meet you (such as at a club meet), please bring the order there.
- Ship the order by ocean freight to the address indicated. Shipper will retain a customs broker if needed for delivery to your final destination.
- Ship the order by ocean freight to the port of entry listed below. You will be contacted by freight carrier to claim and pay duty at that location.
- Special shipping is required (parcel post, air, etc.) and may involve partial disassembly or other packaging and is explained below.

---

Comments

---

---

# Delivery And Payment Information

## 14. Calculation of Total Cost

Transfer the totals from the other forms here

Locomotive ....\$ \_\_\_\_\_

**Packing and Handling** charges apply to all orders shipped by UPS or truck freight. These charges are only for orders shipped together. Other charges will apply for partial shipments, options ordered separately, or shipment by other methods.

Packing and Handling on Locomotive.....\$ 50.00

**Sub Total of Above**.....\$ \_\_\_\_\_

**Sales Tax** (California residents only, apply to above sub-total) .....\$ \_\_\_\_\_

**Shipping** (estimate or contact us for exact quotation) .....\$ \_\_\_\_\_

**Overall Total** .....\$ \_\_\_\_\_

---



# Delivery And Payment Information

## 15. Payment Method

To begin your order an initial deposit of \$600.00 is required. Please mark the boxes that indicate your preferred payment method(s) for this deposit.

### 15a. Deposit

- I Am Sending a Check or Money Order For.....\$ \_\_\_\_\_

- I Have Previously Sent, Or I Have a Credit Of.....\$ \_\_\_\_\_

- Please Bill Me for The Deposit Prior to Its Being Required and I Will Make Payment Then

- When Ready to Make My Equipment, Please Charge the Deposit to My Credit Card.

### 15b. Payment of Balance

- When Ready to Ship, Please Charge the Remaining Balance to My Credit Card.

- I Am Sending a Check or Money Order For.....\$ \_\_\_\_\_

- I Have Previously Sent, Or I Have a Credit Of.....\$ \_\_\_\_\_

- Please Bill Me for The Balance Prior to Shipment and I Will Make Payment Then

- I Will Pay The Remaining Balance In Person When I Pick Up Order.

---

Card Number \_\_\_\_\_ Expiration Date \_\_\_\_\_ 3 or 4 Digit Code on Back \_\_\_\_\_

---

Full Name On Credit Card (if different) \_\_\_\_\_

---

Address on Credit Card (if different) \_\_\_\_\_ City \_\_\_\_\_ State or Province \_\_\_\_\_ Zip or Postal Code \_\_\_\_\_

---

Signature \_\_\_\_\_

When Completed Mail All Forms To:      Real Trains  
32215 Dunlap Bl.  
Unit D  
Yucaipa, CA 92399 USA  
For Questions Please Call:                 (909)446-0600

© Copyright 2013-2014 Real Trains